

MAGIQ 4 CELL KORONA TRIMLESS

A35133-

base number	Color Temperature	Finishes (Diamond)	Finish Options	Reflector Options
-------------	----------------------	-----------------------	-------------------	----------------------

1. To build a product code in our configurator select the specify button on the base model # product page
2. To build a manual product code on this datasheet choose from the options listed below in blue font and add the suffix to the base model #

GENERAL

Series: Magiq
Subseries: Magiq 4 Cell Korona
Brand: Prolicht
Division: Architectural
Mounting Type: Trimless
Mounting Location: Ceiling
Subcategory: Downlight

PHYSICAL

Shape: Rectangle
Length (mm): 135
Length (in): 5 5/16
Width (mm): 35
Width (in): 1 3/8
Height (mm): 65
Height (in): 2 9/16
Ceiling Thickness (mm): 12.5
Ceiling Thickness (in): 1/2
Min. Recessing Depth (mm): 100
Min. Recessing Depth (in): 3 15/16
Light Distribution: Downlight
Weight (kg): 0.401
Weight (lbs): 0.88
Fixture Finish: SSR / BKV / CWI / CRY / HAB / LAG / UFT / ITA / RUA / RUR / MIC / FTG / MYG / TWT / LOD / PUS / FRO / FUP / KIA / POP / BLS / SPG / MEY / GOH / GUM / CHC / COM / ABZ / JAG / OBR / MOS / ROR
Holder Finish: WHI / BLK
Fixture Material: Aluminum Die Cast
Cut-out Measurements: 142mm / 5 9/16" x 42mm / 1 5/8"
Upon Request: Unique Ceiling Thickness

ELECTRICAL

Lamp Type: LED (Zhaga Standard)
Input Wattage (W): 14.3
Total Output Wattage (W): 13.3
Dimming: Tri-Mode (Non-Dimming and Phase Dimming (120Vac only) and 0-10V Dimming)
Driver Included: No
Driver Location: Recessed Housing
Driver Type: Constant Current - Universal
Driver Class: Class 2
Housing: See components
Input Voltage (V): 120 - 277
Constant Current (MA): 1050

LED

Number of LEDs: 4
Color Temperature (°K): 2700 / 3000 / 3500 / 4000
Max. Delivered Lumen (lm): 750 / 850 / 862 / 880
CRI: >90 CRI
Lamp Life (hrs): 50000
Upon Request: Special Color Temperature

OPTICAL

Reflector°: 8 / 14 / 34
Upon Request: Special Beam Angles

RATINGS AND CERTIFICATIONS

Certified By: CSA Certified to UL and CSA Standards

For international specifications by adding 'INT' at the end of the existing Model #. For assistance on 'custom' specifications, contact zteam@zaneen.com. In a constant effort to supply the best product, we reserve the right to change specifications or materials without notice. The most recent specification sheets are found at zaneen.com

PROJECT
TYPE
SPECIFIER
QUANTITY
DATE



MAGIQ 4 CELL KORONA TRIMLESS

A35133-

PROJECT	
TYPE	
SPECIFIER	
QUANTITY	
DATE	



MAGIQ 8 CELL KORONA TRIMLESS

A35136-

base number

Color

Finishes

Reflector

Temperature

(Diamond)

Options

1. To build a product code in our configurator select the specify button on the base model # product page
2. To build a manual product code on this datasheet choose from the options listed below in blue font and add the suffix to the base model #

GENERAL

Series: Magiq

Subseries: Magiq 8 Cell Korona

Brand: Prolicht

Division: Architectural

Mounting Type: Trimless

Mounting Location: Ceiling

Subcategory: Downlight

PHYSICAL

Shape: Rectangle

Length (mm): 267

Length (in): 10 1/2

Width (mm): 35

Width (in): 1 3/8

Height (mm): 65

Height (in): 2 9/16

Ceiling Thickness (mm): 12.5

Ceiling Thickness (in): 1/2

Min. Recessing Depth (mm): 100

Min. Recessing Depth (in): 3 15/16

Light Distribution: Downlight

Weight (kg): 0.737

Weight (lbs): 1.61

Fixture Finish: SSR / BKV / CWI / CRY / HAB / LAG / UFT / ITA / RUA / RUR / MIC / FTG / MYG / TWT / LOD / PUS / FRO / FUP / KIA / POP / BLS / SPG / MEY / GOH / GUM / CHC / COM / ABZ / JAG / OBR / MOS / ROR

Holder Finish: WHI / BLK

Fixture Material: Aluminum Die Cast

Cut-out Measurements: 273mm / 10 3/4" x 42mm / 1 5/8"

Upon Request: Unique Ceiling Thickness

ELECTRICAL

Lamp Type: LED (Zhaga Standard)

Input Wattage (W): 27

Total Output Wattage (W): 25.9

Dimming: Tri-Mode (Non-Dimming and Phase Dimming (120Vac only) and 0-10V Dimming)

Driver Included: No

Driver Location: Remote

Driver Type: Constant Current - Universal

Driver Class: Class 2

Input Voltage (V): 120 - 277

Constant Current (MA): 1050

LED

Number of LEDs: 8

Color Temperature (°K): 2700 / 3000 / 3500 / 4000

Max. Delivered Lumen (lm): MAX. 1561 / 1685 / 1721 / 1756

Nominal Lumen (lm): MAX. 1760 / 1900 / 1940 / 1980

CRI: >90 CRI

Lamp Life (hrs): 50000

Upon Request: Special Color Temperature

OPTICAL

Reflector: 8 / 14 / 34

Upon Request: Special Beam Angles

RATINGS AND CERTIFICATIONS

Certified By: CSA Certified to UL and CSA Standards

Patents: IP20

For international specifications by adding 'INT' at the end of the existing Model #. For assistance on 'custom' specifications, contact zteam@zaneen.com. In a constant effort to supply the best product, we reserve the right to change specifications or materials without notice. The most recent specification sheets are found at zaneen.com

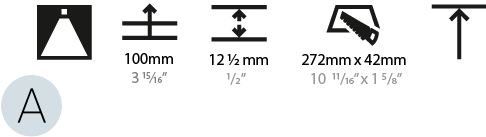
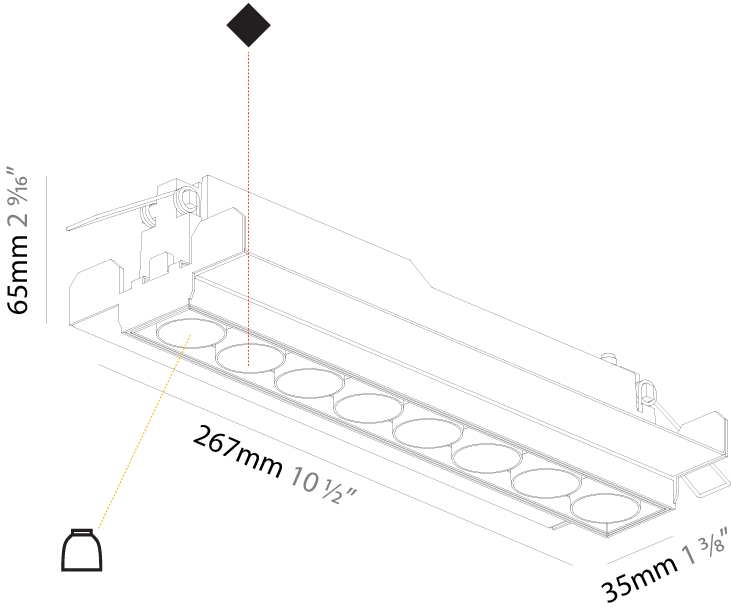
PROJECT

TYPE

SPECIFIER

QUANTITY

DATE



MAGIQ 8 CELL KORONA TRIMLESS

A35136-

PROJECT
TYPE
SPECIFIER
QUANTITY
DATE



MAGIQ 4 CELL TRIMLESS

A35498-

base number

Color

Finish

Reflector

Temperature

Options

Options

- 1.To build a product code in our configurator select the specify button on the base model # product page
2. To build a manual product code on this datasheet choose from the options listed below in blue font and add the suffix to the base model #

GENERAL

Series: Magiq

Subseries: Magiq 4 Cell

Brand: Prolicht

Division: Architectural

Mounting Type: Trimless

Mounting Location: Ceiling

Subcategory: Downlight

PHYSICAL

Shape: Rectangle

Length (mm): 135

Length (in): 5 5/16

Width (mm): 35

Width (in): 1 3/8

Height (mm): 65

Height (in): 2 9/16

Ceiling Thickness (mm): 12.5

Ceiling Thickness (in): 1/2

Min. Recessing Depth (mm): 100

Min. Recessing Depth (in): 3 15/16

Light Distribution: Downlight

Weight (kg): 0.403

Weight (lbs): 0.89

Fixture Finish: BLK / WHI

Fixture Material: Aluminum Die Cast

Cut-out Measurements: 142mm / 5 9/16" x 42mm / 1 5/8"

Upon Request: Unique Ceiling Thickness

ELECTRICAL

Lamp Type: LED (Zhaga Standard)

Input Wattage (W): 14.3

Total Output Wattage (W): 13.3

Dimming: Tri-Mode (Non-Dimming and Phase Dimming (120Vac only) and 0-10V Dimming)

Driver Included: No

Driver Location: Recessed Housing

Driver Type: Constant Current - Universal

Driver Class: Class 2

Housing: See components

Input Voltage (V): 120 - 277

Constant Current (MA): 1050

LED

Number of LEDs: 4

Color Temperature (°K): 2700 / 3000 / 3500 / 4000

Max. Delivered Lumen (lm): 750 / 850 / 862 / 880

CRI: >90 CRI

Lamp Life (hrs): 50000

Upon Request: Special Color Temperature

OPTICAL

Reflector: 8 / 18 / 34

Upon Request: Special Beam Angles

RATINGS AND CERTIFICATIONS

Certified By: CSA Certified to UL and CSA Standards

IP rating: IP20

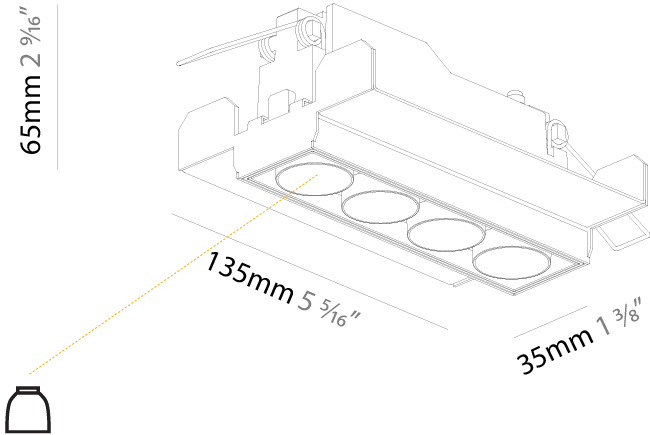

PROJECT

TYPE

SPECIFIER

QUANTITY

DATE

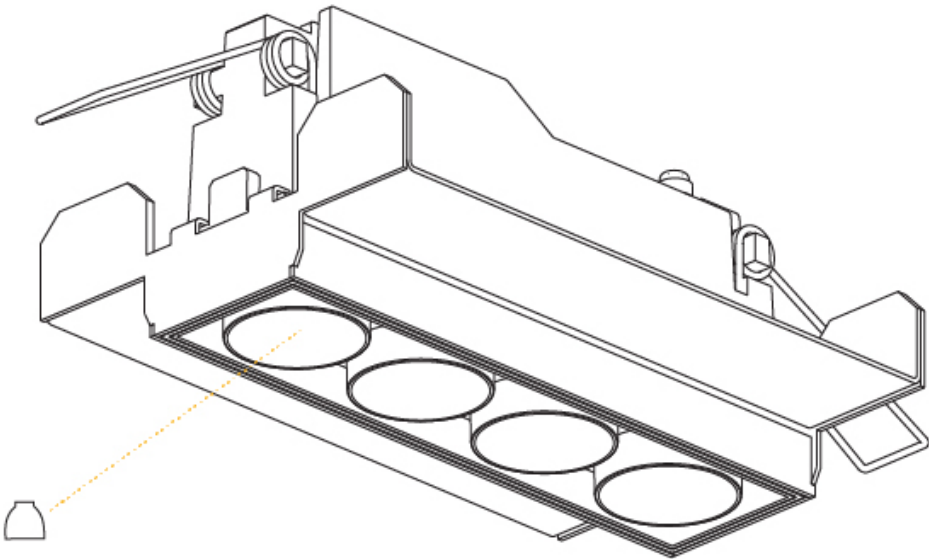


100mm
3 15/16"

12 1/2 mm
1/2"

142mm x 42mm
5 9/16" x 1 5/8"

PROJECT	
TYPE	
SPECIFIER	
QUANTITY	
DATE	



MAGIQ 2 CELL KORONA TRIMLESS

A35569-

base number

Color
Temperature

Finishes
(Diamond)

Finish
Options

Reflector
Options

1. To build a product code in our configurator select the specify button on the base model # product page
2. To build a manual product code on this datasheet choose from the options listed below in blue font and add the suffix to the base model #

GENERAL

Series: Magiq

Subseries: Magiq 2 Cell Korona

Brand: Prolicht

Division: Architectural

Mounting Type: Trimless

Mounting Location: Ceiling

Subcategory: Downlight

PHYSICAL

Shape: Rectangle

Length (mm): 70

Length (in): 2 ¾

Width (mm): 35

Width (in): 1 ⅜

Height (mm): 65

Height (in): 2 ⅞

Ceiling Thickness (mm): 12.5

Ceiling Thickness (in): 1/2

Min. Recessing Depth (mm): 100

Min. Recessing Depth (in): 3 ⅝

Light Distribution: Direct

Weight (kg): 0.246

Weight (lbs): 0.54

Fixture Finish: SSR / BKV / CWI / CRY / HAB / LAG / UFT / ITA / RUA / RUR / MIC / FTG / MYG / TWT / LOD / PUS / FRO / FUP / KIA / POP / BLS / SPG / MEY / GOH / GUM / CHC / COM / ABZ / JAG / OBR / MOS / ROR

Holder Finish: WHI / BLK

Fixture Material: Aluminum Die Cast

Cut-out Measurements: 82mm / 3 1/4" x 42mm / 1 5/8"

Upon Request: Unique Ceiling Thickness

ELECTRICAL

Lamp Type: LED (Zhaga Standard)

Input Wattage (W): 7.7

Total Output Wattage (W): 6.6

Dimming: Tri-Mode (Non-Dimming and Phase Dimming (120Vac only) and 0-10V Dimming)

Driver Included: No

Driver Location: Remote

Driver Type: Constant Current - Universal

Driver Class: Class 2

Input Voltage (V): 120 - 277

Constant Current (MA): 1050

LED

Number of LEDs: 2

Color Temperature (°K): 2700 / 3000 / 3500 / 4000

Max. Delivered Lumen (lm): 319 / 348 / 356 / 363

Nominal Lumen (lm): 440 / 480 / 490 / 500

CRI: >90 CRI

Lamp Life (hrs): 50000

Upon Request: Special Color Temperature

OPTICAL

Reflector°: 8 / 18 / 34

Upon Request: Special Beam Angles

RATINGS AND CERTIFICATIONS

Certified By: CSA Certified to UL and CSA Standards
Zaneen Group Inc. © 2024, 11800-300-1382, 2415-247-9319, www.zaneen.com
For additional international specifications by adding 'INT' at the end of the existing Model #. For assistance on 'custom' specifications, contact zteam@zaneen.com.
In a constant effort to supply the best product, we reserve the right to change specifications or materials without notice. The most recent specification sheets are found at zaneen.com

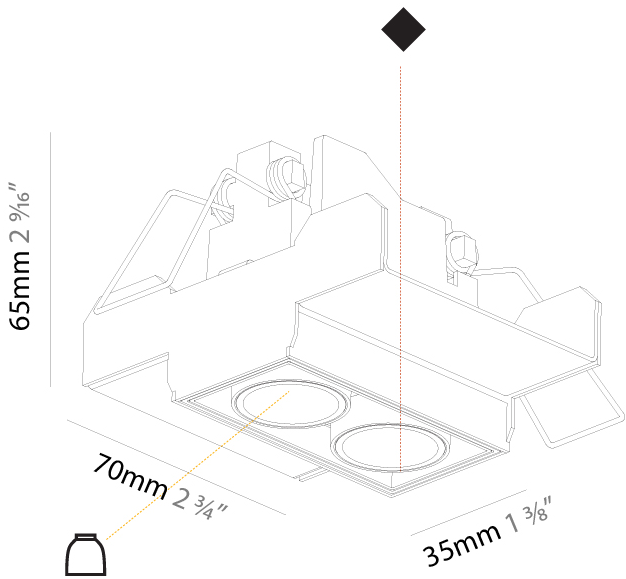

PROJECT

TYPE

SPECIFIER

QUANTITY

DATE



120mm
4 ¾"

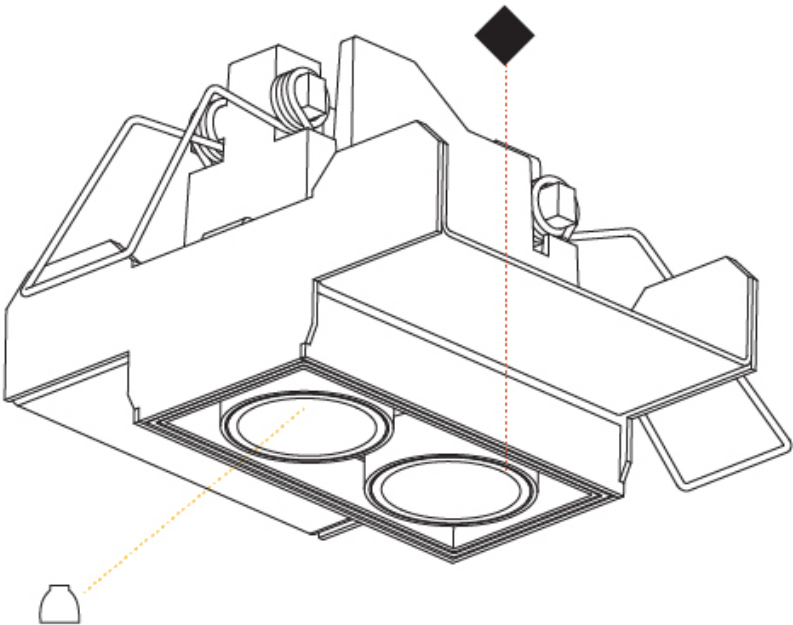
12 ½ mm
½"

82mm x 42mm
3 ¼" x 1 ⅝"

MAGIQ 2 CELL KORONA TRIMLESS

A35569-

PROJECT
TYPE
SPECIFIER
QUANTITY
DATE



MAGIQ 2 CELL TRIMLESS

A35616- -
base number Color
Temperature

1. To build a product code in our configurator select the specify button on the base model # product page
2. To build a manual product code on this datasheet choose from the options listed below in blue font and add the suffix to the base model #

GENERAL

Series: Magiq
Subseries: Magiq 2 Cell
Brand: Prolicht
Division: Architectural
Mounting Type: Trimless
Mounting Location: Ceiling
Subcategory: Downlight

PHYSICAL

Shape: Rectangle
Length (mm): 70
Length (in): 2 ¾
Width (mm): 35
Width (in): 1 ⅜
Height (mm): 65
Height (in): 2 ⅞
Ceiling Thickness (mm): 12.5
Ceiling Thickness (in): 1/2
Min. Recessing Depth (mm): 100
Min. Recessing Depth (in): 3 ⅛
Light Distribution: Downlight
Weight (kg): 0.241
Weight (lbs): 0.53
Fixture Finish: BLK / WHI
Fixture Material: Aluminum Die Cast
Cut-out Measurements: 82mm / 3 1/4" x 42mm / 1 5/8"
Upon Request: Unique Ceiling Thickness

ELECTRICAL

Lamp Type: LED (Zhaga Standard)
Input Wattage (W): 9
Total Output Wattage (W): 8.2
Dimming: Tri-Mode (Non-Dimming and Phase Dimming (120Vac only) and 0-10V Dimming)
Driver Included: No
Driver Location: Remote
Driver Type: Constant Current - Universal
Driver Class: Class 2
Input Voltage (V): 120 - 277
Constant Current (MA): 1050

LED

Number of LEDs: 2
Color Temperature (°K): 2700 / 3000 / 3500 / 4000
Max. Delivered Lumen (lm): 314 / 342 / 350 / 357
Nominal Lumen (lm): 440 / 480 / 490 / 500
CRI: >90 CRI
Lamp Life (hrs): 50000
Upon Request: Special Color Temperature

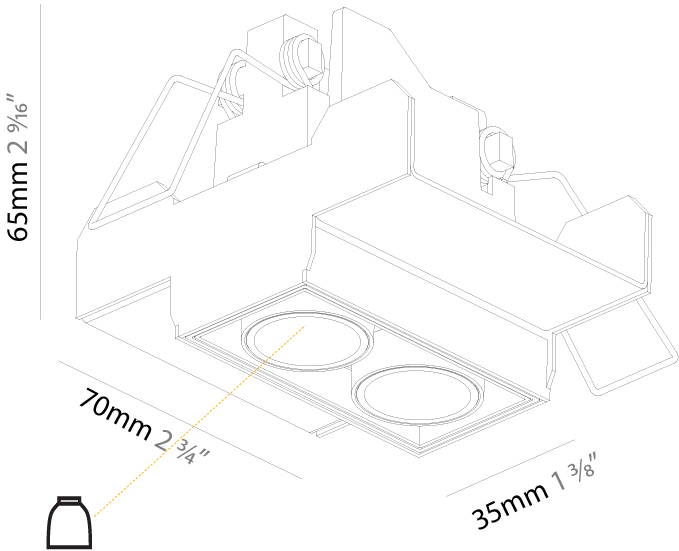
OPTICAL

Reflector°: 8 / 18 / 34
Upon Request: Special Beam Angles

RATINGS AND CERTIFICATIONS

Certified By: CSA Certified to UL and CSA Standards
IP rating: IP20

PROJECT
TYPE
SPECIFIER
QUANTITY
DATE



120mm
4 ¾"

12 ½ mm
½"

82mm x 42mm
3 ¼" x 1 ⅝"



PROJECT	
TYPE	
SPECIFIER	
QUANTITY	
DATE	



PROJECT

TYPE

SPECIFIER

QUANTITY

DATE

Fixture Finish

Sparkling Silver - 01 (SSR)	Black Velvet - 02 (BKV)	Crystal White - 03 (CWI)	Creamy - 04 (CRY)	Hampton Bay - 05 (HAB)	Lagoon - 06 (LAG)
Urban Forest - 07 (UFT)	In the Army - 08 (ITA)	Rusty Angel - 09 (RUA)	Rusty Rush - 10 (RUR)	Milk and Chocolate - 11 (MIC)	Fade to Gray - 12 (FTG)
Mysterious Gray - 13 (MYG)	Twilight - 14 (TWT)	Lost Dream - 15 (LOD)	Purple Sky - 16 (PUS)	Fresh Oh - 17 (FRO)	Funky P. - 18 (FUP)
Kissing Aphrodite - 19 (KIA)	Poseidon's Paradise - 20 (POP)	Blue Sky - 21 (BLS)	Spring Green - 22 (SPG)	Mellow Yellow - 23 (MEY)	Golden Heart - 24 (GOH)
Gun Metal - 25 (GUM)	Champagne Cream - 26 (CHC)	Copper Mine - 27 (COM)	Ancient Bronze - 28 (ABZ)	Jazz Gold - 29 (JAG)	Olive Breeze - 30 (OBR)
Moonlight Silver - 31 (MOS)	Rosewood Red - 32 (ROR)	Black - BLK (BLK)	White - WHI (WHI)		

Holder Finish

White - WHI (WHI)	Black - BLK (BLK)
-------------------	-------------------

Digital: Not all screens are calibrated the same, and therefore, colors will appear differently between screens.
Physical: When texture is involved, there will be variations in color, character and tone within a product series and between product families.

Gun Metal: No Gun Metal finish is alike. It combines a mixture of transparent and black color particles which ensures a highly individual effect and no luminaire being identical.

Champagne Cream, Copper Mine, Ancient Bronze + Jazz Gold: These finishes have slight fading from specific powder coating production. Each luminaire will slightly vary.



PROJECT
TYPE
SPECIFIER
QUANTITY
DATE

LEGEND

	floor-mounted		pivotal		special LED (upon request) RGB, RGBW, tunable, gold+, meat+, art+, fashion+
	wall and ceiling: recessed and surface mounted		rotating		warm dim / natural dimming LED
	ceiling-mounted and wall-mounted		illuminate tilted		rechargeable battery powered
	wall-mounted		color of suspension cable		fixture with natural vivid LED (upon request)
	omni-directional light distribution		length of suspension cable		color rendering index
	direct light distribution		reflector degree selection		color temperature
	direct/indirect light distribution		super spot		lumen (luminous flux)
	indirect light distribution		lens		efficacy (lumens per watt)
	asymmetric light distribution		lens pack		Unified Glare Rating (UGR) range from 5-40
	aura light distribution		shine ring		marine grade (AISI 316 stainless steel)
	round wall or ceiling cut-out		integrated shine ring with diffuser		walk on
	square wall or ceiling cut-out		free individual colors 01-29		drive on
	the supplied jig specifies the cutout dimensions		individual colors: 00 (free of charge), 01-25 (extra charge)		Dark Sky Compliance
	minimum distance (meters) lamp - object		luminaire part to be colored (F1)		Americans with Disabilities Act (less than 4" off the wall located between 27"-84" from floor)
	recessed depth		luminaire part to be colored (F2)		lamp protected against explosion
	ceiling thickness in mm		luminaire part to be colored (F3)		blown glass using traditional methods by master glass blower
	ceiling thickness selection		luminaire part to be colored (F4)		acoustic material
	dimmmable DP (phase), DV (0-10V), DD (dali), DS (step-dim)		luminaire part to be colored (F5)		protection class I, protection insulation
	included or excluded LED driver/transformer/ control gear		color of 3-circuit adaptor		protection class II, protection insulation
	separately switchable		indirect diffuser		ETL Certified to UL and CSA Standards
	sensor		direct diffuser		UL Certified to UL and CSA Standards
	remote control		ball-proof (upon request)		CSA Certified to UL and CSA Standards
	available upon request		accessory		Certified for North American Standards

IP RATING

	protected against ingress of solid bodies greater than 12.5mm (finger)
	protected against ingress of solid bodies greater than 2.5mm protected against sprays of water up to 60 degrees from the vertical (rain)
	protected against ingress of solid bodies greater than 1mm (wire) no protection against the ingress of moisture
	protected against ingress of solid bodies greater than 1mm (wire) protected against sprays of water up to 60 degrees from the vertical (rain)
	protected against ingress of solid bodies greater than 1mm (wire) protected against water splashed from all directions
	protected against limited ingress of dust (wet rooms/covered outdoor areas) protected against water splashed from all directions
	protected against ingress of dust protected against jets of water
	protected against ingress of dust protected against powerful jets of water or heavy seas
	protected against ingress of dust protected against immersion of water between 15cm - 1m for 30 minutes
	protected against ingress of dust protected against immersion of water under pressure for long periods

IK RATING

	protected against 0.14 joules impact (equivalent to 0.25kg mass dropped from 56mm above the surface)
	protected against 0.2 joules impact (equivalent to 0.25kg mass dropped from 80mm above the surface)
	protected against 0.35 joules impact (equivalent to 0.25kg mass dropped from 140mm above the surface)
	protected against 0.5 joules impact (equivalent to 0.25kg mass dropped from 200mm above the surface)
	protected against 0.7 joules impact (equivalent to 0.25kg mass dropped from 280mm above the surface)
	protected against 1 joules impact (equivalent to 0.25kg mass dropped from 400mm above the surface)
	protected against 2 joules impact (equivalent to 0.5kg mass dropped from 400mm above the surface)
	protected against 5 joules impact (equivalent to 1.7kg mass dropped from 300mm above the surface)
	protected against 10 joules impact (equivalent to 5.0kg mass dropped from 200mm above the surface)
	protected against 20 joules impact (equivalent to 5.0kg mass dropped from 400mm above the surface)